

VIRGINIA CHAMBER

THE VOICE of BUSINESS



VIRGINIA CHAMBER UPDATE

Barry DuVal, President & CEO

SHAPING THE FUTURE: OUR MISSION

The **MISSION** of the Virginia Chamber of Commerce is to be a **non-partisan**, business advocacy organization that works in the **legislative, regulatory and civic arenas.**



SHAPING THE FUTURE: OUR VISION

The **VISION** of the Virginia Chamber of Commerce is to be **the voice of the Virginia business community** and **the most influential business advocacy organization** in the Commonwealth.



VIRGINIA CHAMBER MEMBERS

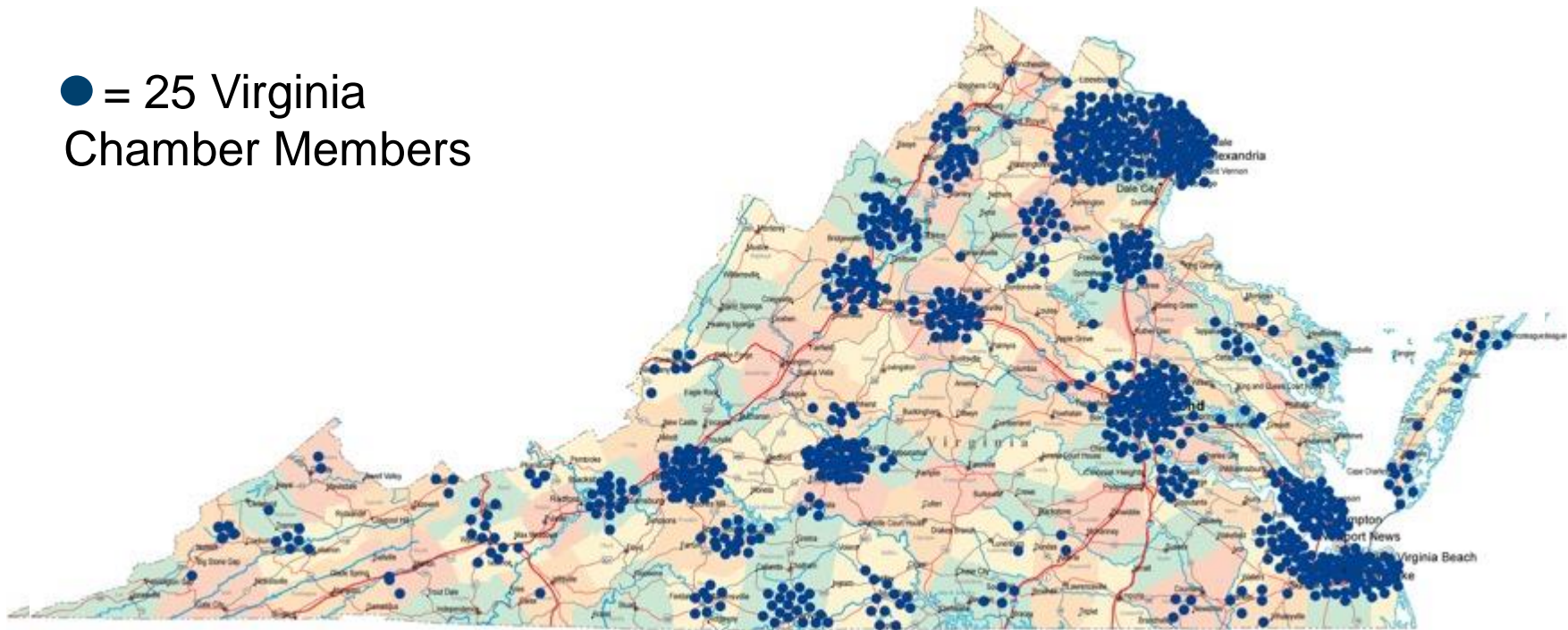
2013

13,500

2016

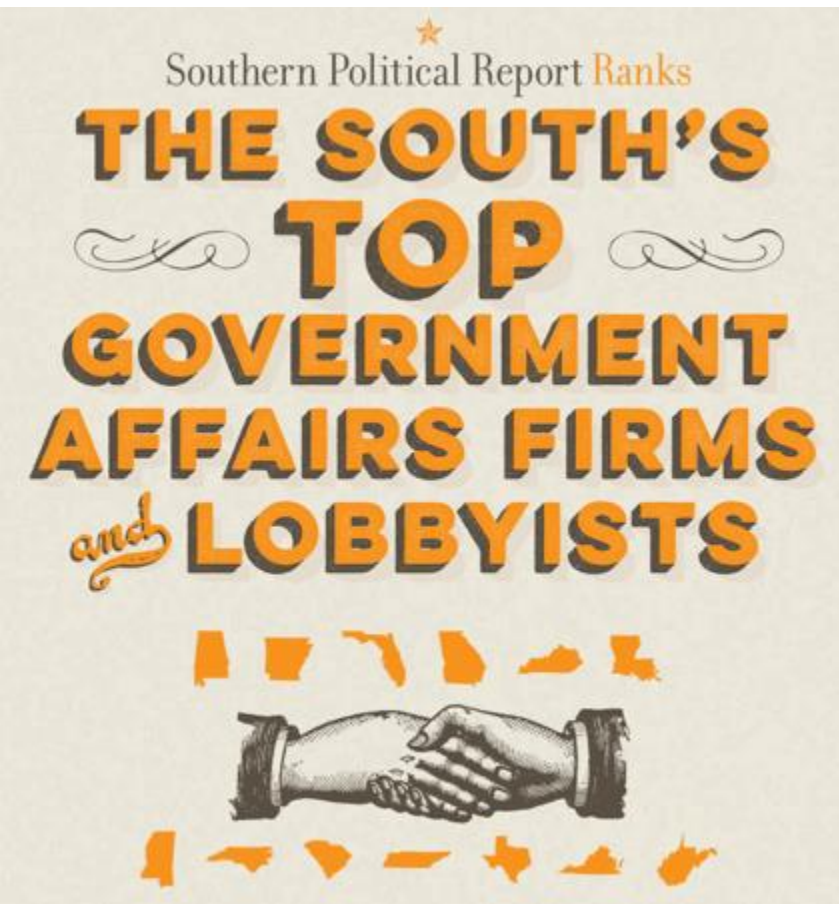
25,884

● = 25 Virginia Chamber Members



TOP GOVERNMENT AFFAIRS ASSOICATION

- Recognized by Southern Political Report as top Government Affairs Association in Virginia





VIRGINIA'S ECONOMIC PROFILE

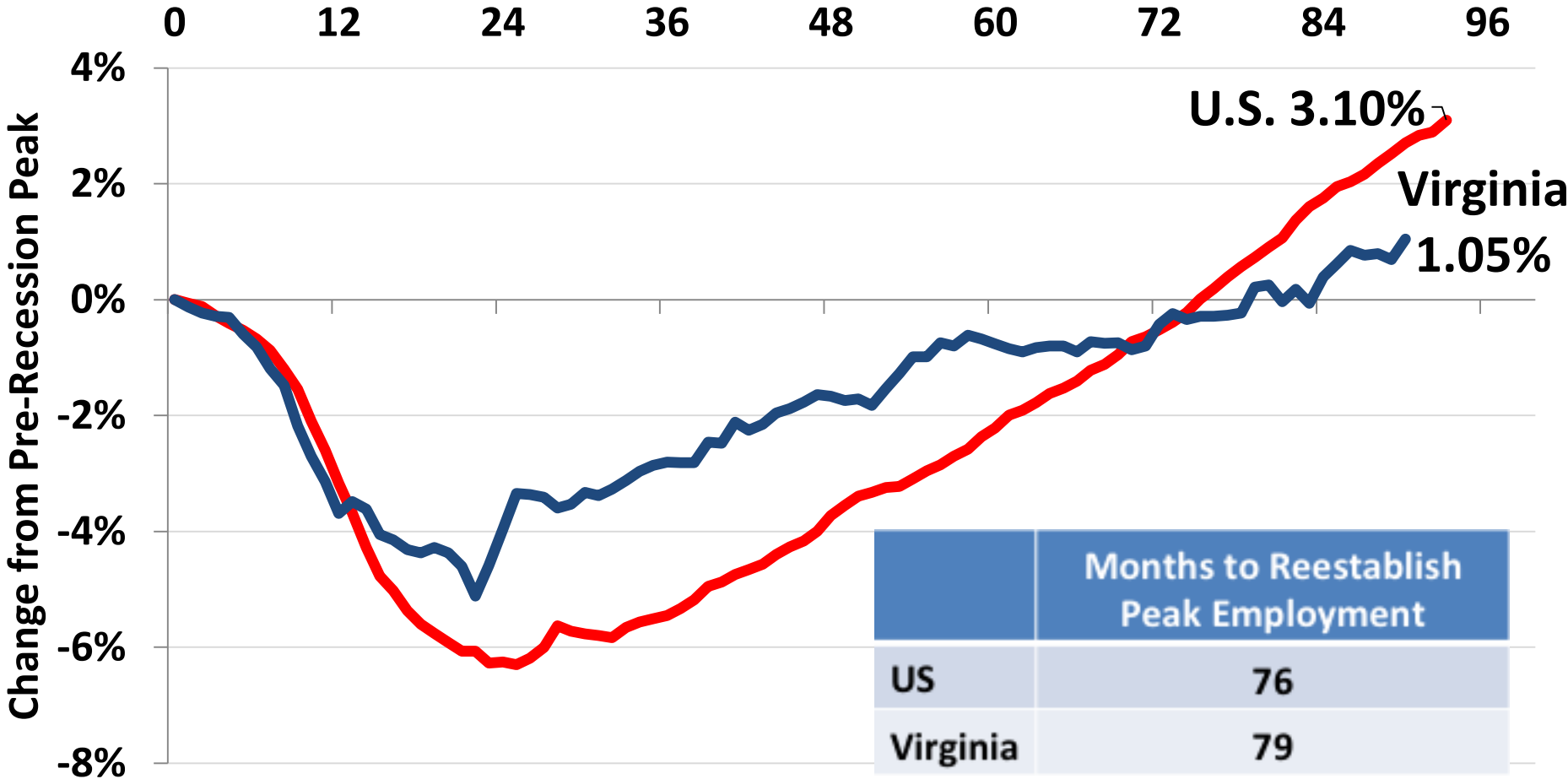
How's Virginia Doing?



2015 State of the Commonwealth Report

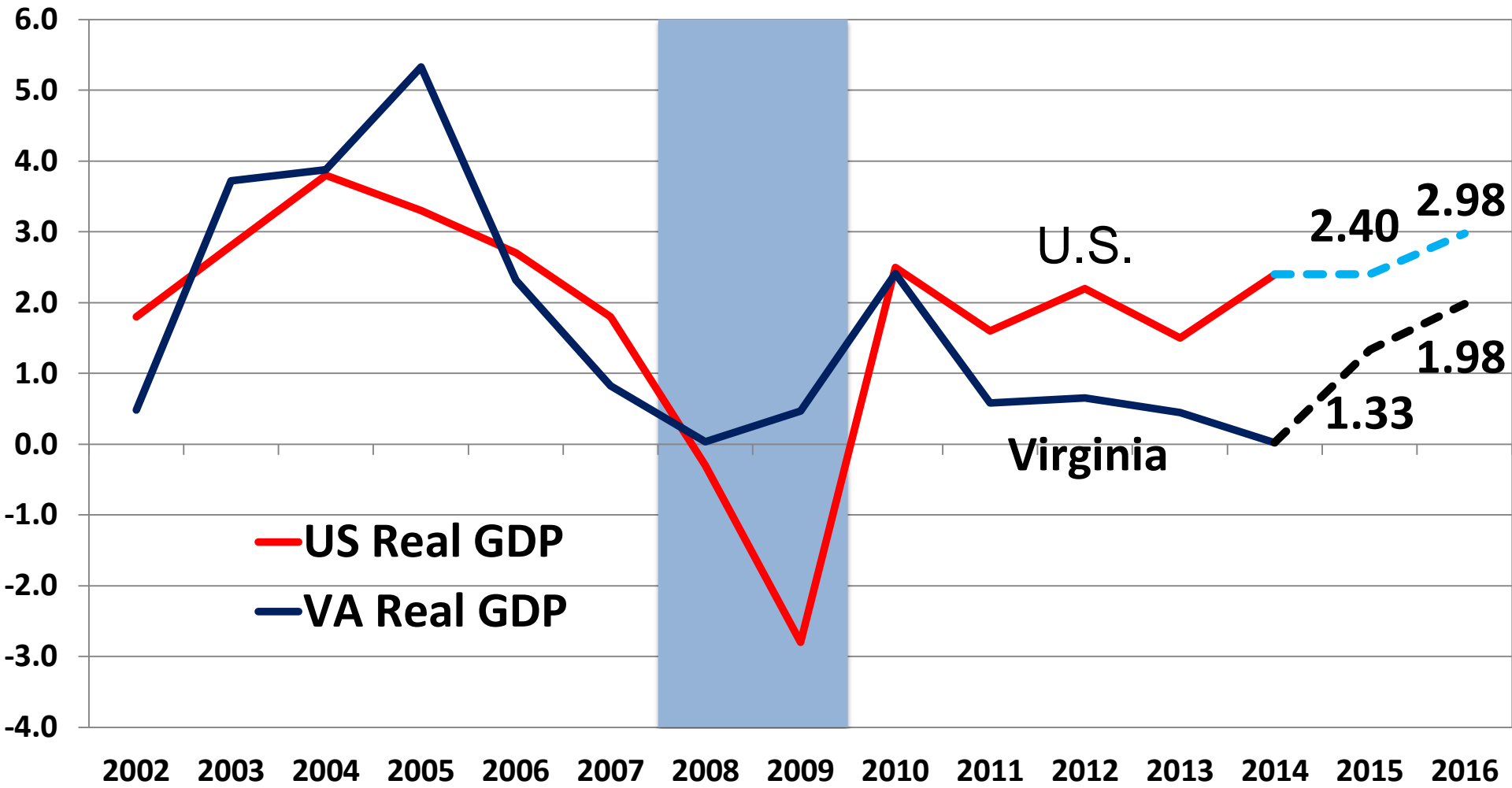
- PRODUCED BY THE STROME COLLEGE OF BUSINESS AT OLD DOMINION UNIVERSITY
- SPONSORED BY THE VIRGINIA CHAMBER FOUNDATION

Months Required to Re-establish Peak Employment Levels

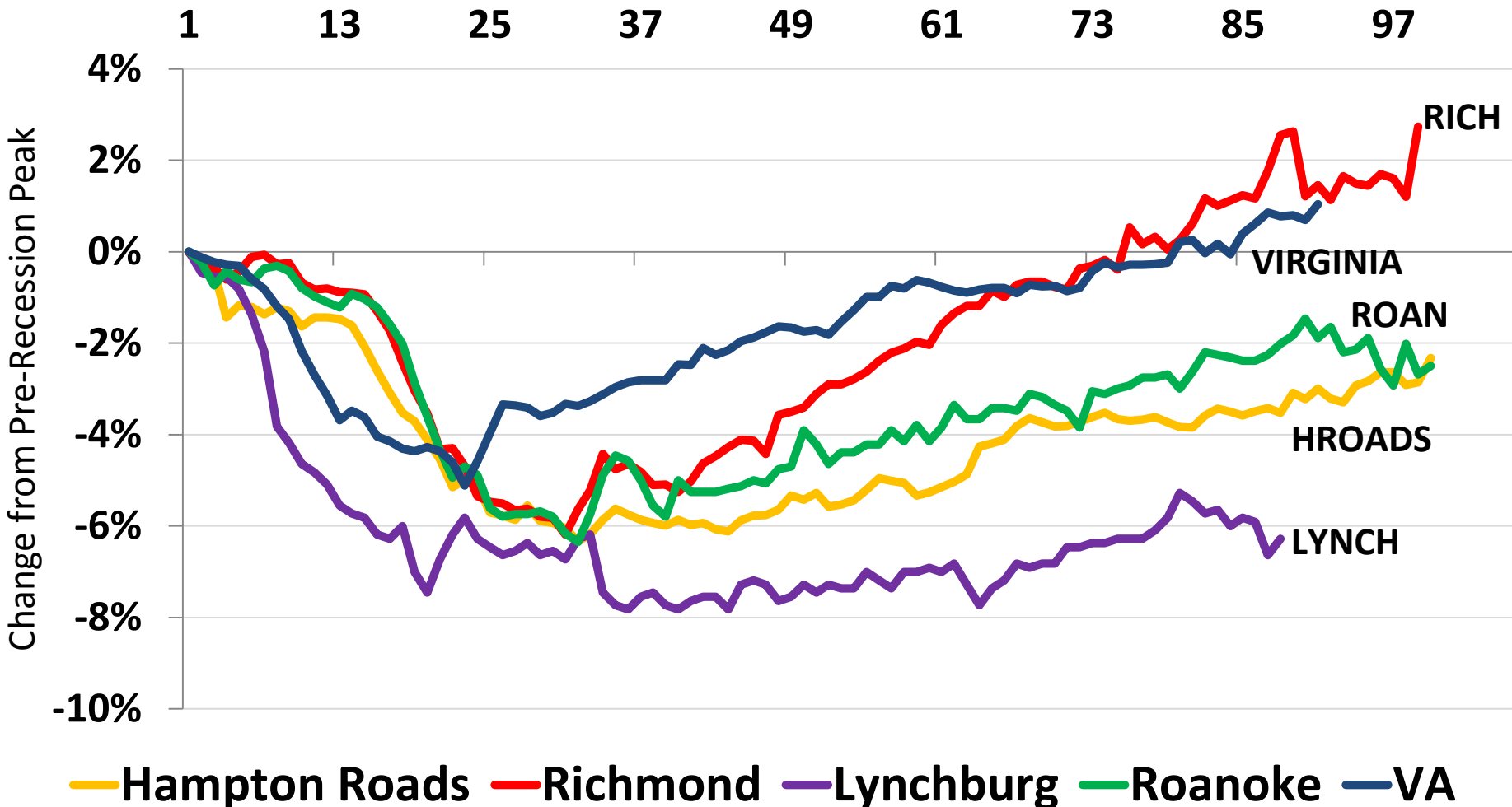


U.S. and Virginia Real GDP

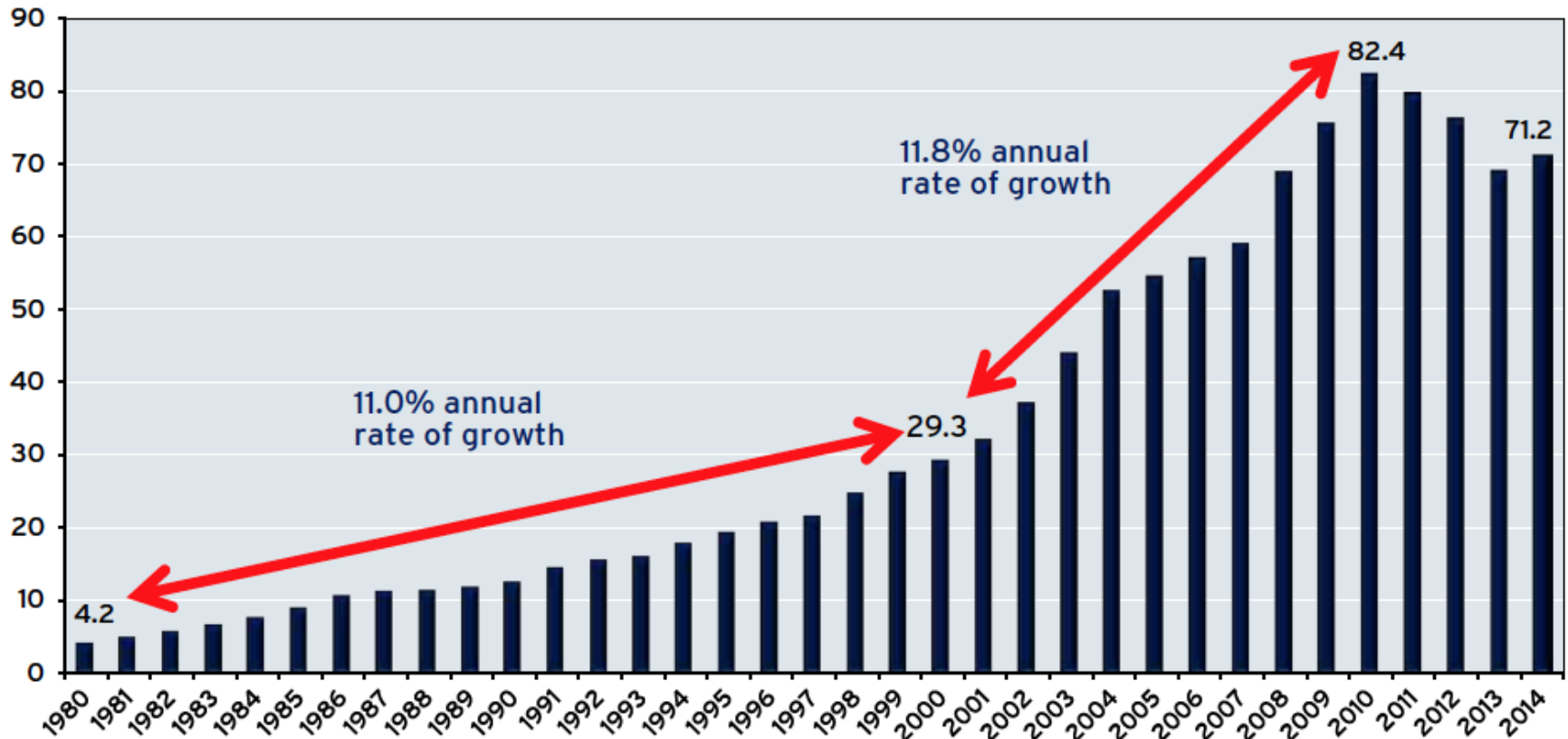
Forecasts (2015 and 2016)



Months Required to Re-establish Peak Employment Levels: Virginia and the Major Metros



Federal Procurement In The Washington, D.C., Metropolitan Area, 1980-2014 (Billions of \$)



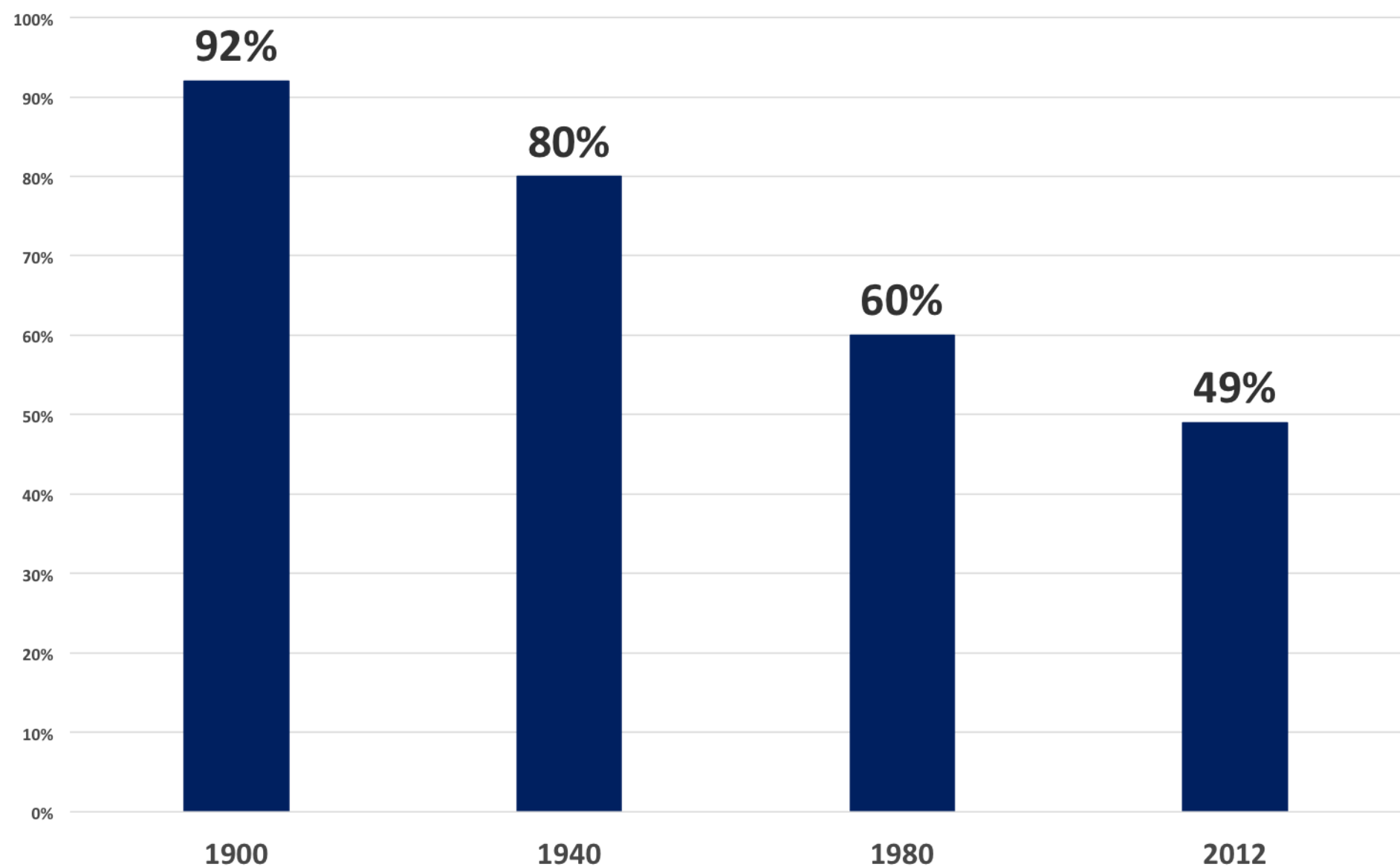
Federal Spending Trends in Virginia

(In Billions)

	Virginia	U.S.	VA Share
FY 2010	\$100.4	\$2,483.5	4.04%
FY 2011	\$117.7	\$3,291.1	3.57%
FY 2012	\$114.4	\$3,707.7	3.09%
FY 2013	\$92.8	\$2,917.4	3.18%
FY 2014	\$91.8	\$2,763.8	3.32%
FY 2015	\$67.2	\$2,214.7	3.03%
FY2012-FY2015	-33%	-11%	



You Are a Virginian. Were You Born in Virginia? 1900-2012



HOW'S VIRGINIA DOING?

Our Challenges

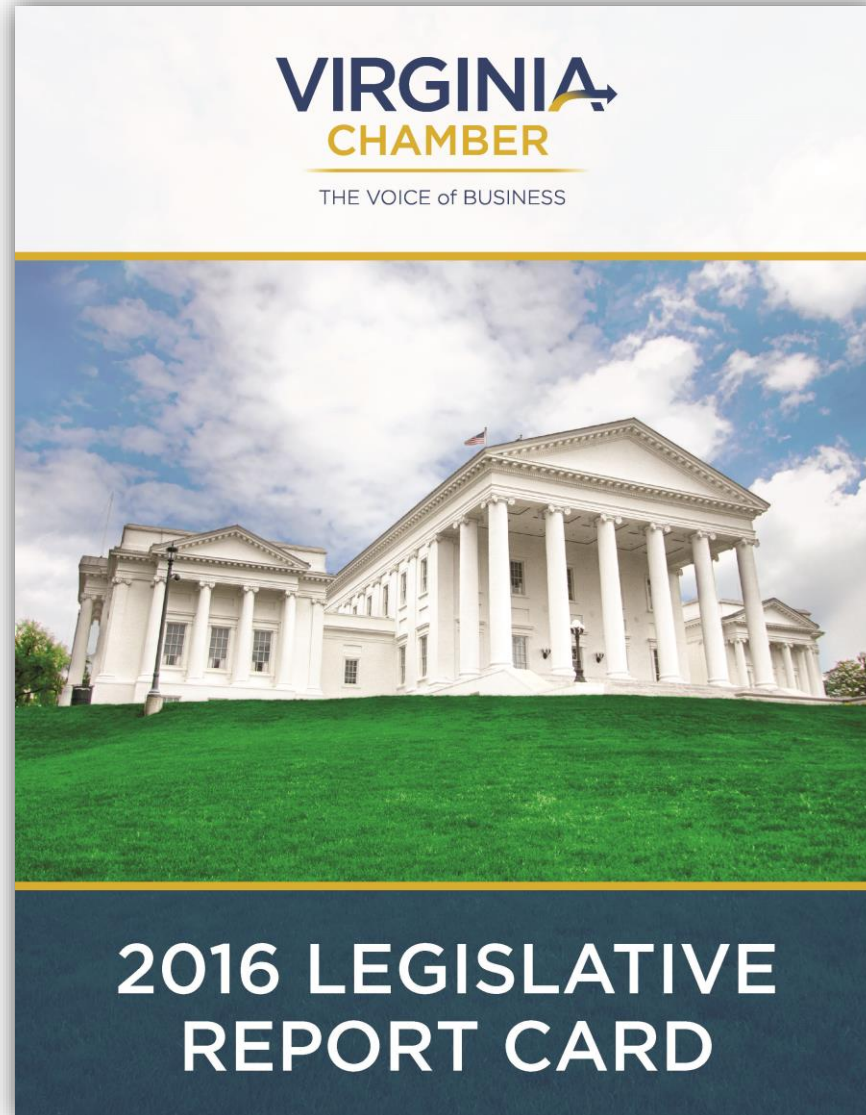
- Competition
- Federal Budget Cuts
- Health Care Reform
- Traditional Industries in Southside & Southwest Virginia have disappeared
- Workforce Shortage & Skills Gap

VIRGINIA'S BUSINESS RANKINGS

	Forbes	CNBC	Enterprising States	CEO	Site Selection	Pollina	Business Facilities
2016		13		12			
2015	7	12	7	14	12	4	*
2014	4	8t	12	11	10	4	*
2013	1	5t	5	7	8	4	5
2012	2	3	3	6	5	2	3
2011	2	1	6	7	4	1	3
2010	2	2	2	4	4	1	2
2009	1	1	NA	7	3	1	5
2008	1	2	NA	4	8	3	6
2007	1	1	NA	9	4	1	7

*Business Facilities ranks only the top ten states; Virginia was not included in the top ten.

2016 LEGISLATIVE REPORT CARD



2016 GENERAL ASSEMBLY OVERVIEW

More than

3200

bills and resolutions were introduced during the 2016 General Assembly session.

The Virginia Chamber tracked over **600** and took a position on more than **125** pieces of legislation.

95%

success rate on the Virginia Chamber's legislative priorities during the 2016 session

92nd Annual Dinner



The Virginia Chamber's 92nd Annual Dinner
May 17, 2016

92nd Annual Dinner



The Virginia Chamber's 92nd Annual Dinner

May 17, 2016

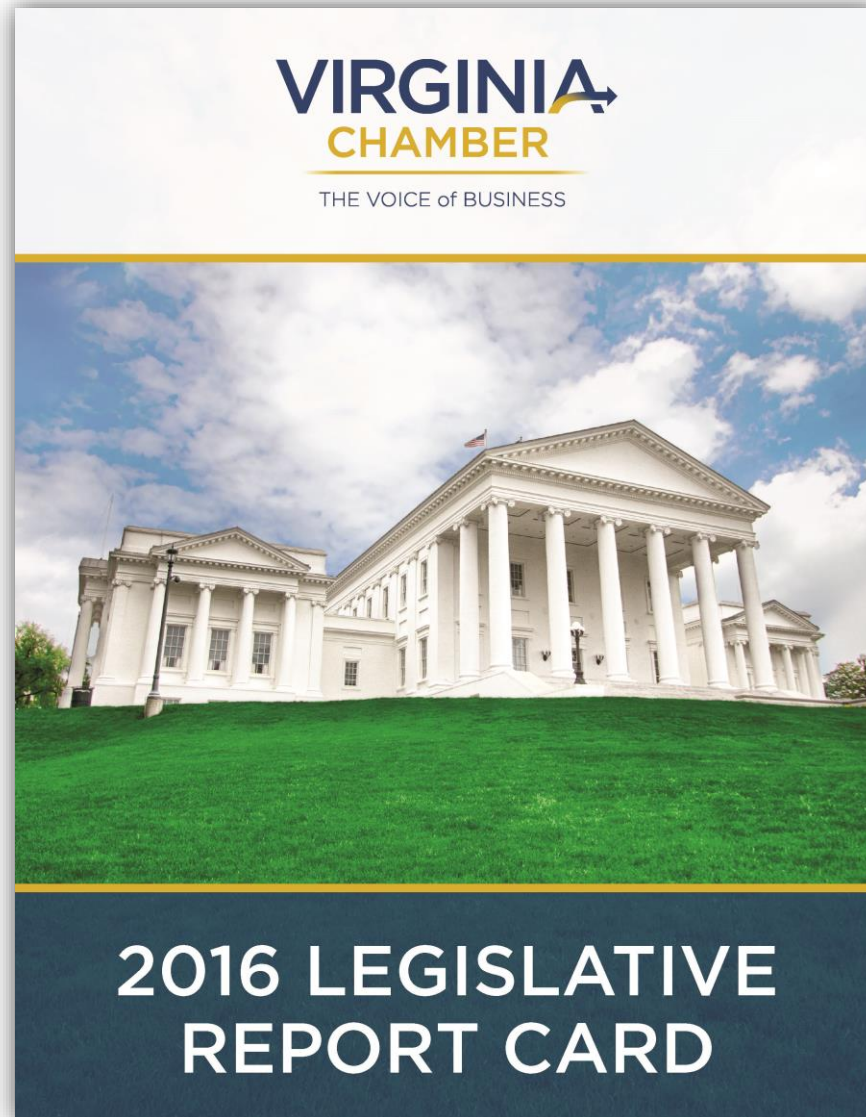
A scenic view of a city skyline reflected in a body of water, with cherry blossom trees in the foreground. The text is overlaid on the image.

How does
Virginia improve
its job growth
and competitive
ranking?

Five keys to economic success for your region:

- Connected to the outside world
- Competent workforce
- Intellectual Capacity
- Investment in Infrastructure
- Pro Business Environment/
Entrepreneurship

2016 GENERAL ASSEMBLY UPDATE



EDUCATION REFORM

Early Childhood Education:

HB 46 - Establishes School Readiness Committee and names Virginia Chamber as a member

- Will provide a business community voice on credentialing and improving early childhood resources

K-12:

HB 895/SB 336 - Aligns high school graduation requirements with college and career readiness needs

Higher Education:

HB 66/SB 576 - Establishes the New Economy Workforce Credential Grant Program

- Creates a demand-driven credentialing program for high-demand jobs
- Reimbursements up to \$3,000 per student.

Virginia International Trade Corporation

- Idea came from Chamber Foundation study
- Fulfills Blueprint goal of strengthening international trade promotion
- NEXT: Legislation gives the administration until December to establish

GO VIRGINIA Update

- Bipartisan support in the House & Senate
- Fulfills Blueprint goal of regional leadership for private sector development
- NEXT: Regional councils to identify and advance projects

BLUEPRINT VIRGINIA



BLUEPRINT VIRGINIA: By the Numbers

REGIONAL BRIEFINGS
HOSTED IN MORE THAN

30
COMMUNITIES

SIGNED UP AS
STAKEHOLDERS

600
BUSINESS &
COMMUNITY
LEADERS

BLUEPRINT VIRGINIA ENGAGED MORE THAN

7,000
BUSINESS &
COMMUNITY
LEADERS

WHERE DO WE WANT TO BE IN 8 YEARS?

IMPROVING
**EDUCATIONAL
ACHIEVEMENT** AND
**WORKFORCE
READINESS**

STRENGTHENING
VIRGINIA'S **BUSINESS
CLIMATE**

DEVELOPING THE
TRANSPORTATION
INFRASTRUCTURE
FOR A COMPETITIVE
ECONOMY

DELIVERING QUALITY,
COST-EFFECTIVE
HEALTHCARE

FOSTERING
**INNOVATION AND
ENTREPRENEURSHIP**

ENSURING OUR
ENERGY SECURITY
AND SUSTAINABILITY

INCREASING
MANUFACTURING
JOBS WITH PRO-
BUSINESS POLICIES

PROTECT, CONSERVE
AND DEVELOP OUR
NATURAL RESOURCES

PRESERVING OUR
MILITARY ASSETS
AND SUPPORTING
OUR **VETERANS**

BLUEPRINT VIRGINIA IMPLEMENTATION



2013 Virginia Economic Summit
November 29th, 2013

WHY THE BLUEPRINT?

- ✓ **UNIFIED VOICE**
- ✓ **LONGTERM ECONOMIC DEVELOPMENT PLAN**
- ✓ **NONPARTISAN**

NOTE: 2017 UPDATE PLANNED



**BLUEPRINT
VIRGINIA**
What's next?

BLUEPRINT VIRGINIA UPDATE



BLUEPRINT VIRGINIA 2025

A Business Plan for the Commonwealth

December 2nd, 2016 – Kickoff

VIRGINIA CHAMBER

THE VOICE of BUSINESS



VIRGINIA CHAMBER UPDATE

Barry DuVal, President & CEO